



Garage Door

range guide



Style, Quality
& Great Value



JANUARY 2024

Welcome

Insulated Side Hinged Horizontal Medium Rib



Chester Horizontal Small Rib with Waterford windows



Vertical with "SmartPass" - In Anthracite Grey





Fort Doors is all about great products at everyday pricing. Built to last and packed with features that make them a pleasure to use, they are exceptional for their good value and striking good looks.

This brochure showcases an extended range of doors that are sure to make an impact. UKCA/CE marked and manufactured under our ISO 9001 quality systems, you can be sure of safety, reliability and quality.

**UK
CA** ISO
9001

All Fort Doors products are UKCA/CE marked and built within our audited ISO 9001 quality systems



**BRITISH MADE
BRITISH OWNED**




Drayton Horizontal - Golden Oak

Stylish Choices

Up and over doors in an array of designs made from steel and composite are complemented with the many styles also available in side hinged opening action. Sectional garage doors complete the range.

Windows add a further option to personalise a design to your taste, whilst automation is a great addition to open your door at the touch on the remote control.



See pages 6 to 19

Steel Up and over doors are designed for a long and reliable life and are available with retractable or canopy lifting gear.



See page 15

Our "smartpass" up and over doors have a built in pass door - perfect for those times when you want access to your garage without a separate side door. It opens just like a normal up and over door when you need it and opens just like a side door when you don't!



See pages 20 to 27

Traditional side opening doors are brought right up to date with all round lip seals and secure locking.



Insulated side hinged garage doors and side doors are blessed with stunning good looks and thermal performance thanks to the 20mm thick insulated panels.




See pages 28 to 31

U-Value
2.8 w/m²K

At 2.8 (based on a 2250mm x 2040mm door), the Fort insulated door compares favourably to some types of double-glazed windows.

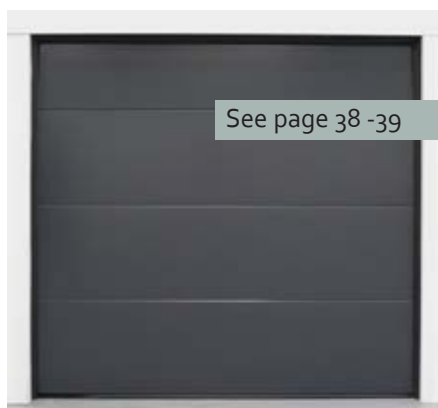


See pages 32 to 37



Also available in side-hinged

Composite is an incredibly strong, dent resistant modern composite laminate with a better strength to weight ratio than steel. The door face is devoid of joints, seams, rivets or fastenings to detract from its good looks.



See page 38 -39



Sectional garage doors made with strong, insulated panels and open vertically. The Fort Sectional also has powered remote control operation as option.



**Powerful,
classy,
reliable**

All retractable up and over and sectional doors are ready for automation.

Automation



Fort Sprint

Automation for retractable and sectional doors gives a quiet smooth remote opening of your garage door.

Up and over garage doors



STEEL

Steel Up & Over Garage doors are a timeless and reliable choice. Choose a style and colour and you have a strong and secure door that will look good for years to come with the minimum of effort.



Single doors up to 9'0" wide and 7'0" high are supplied with canopy lifting gear as standard.



Retractable lifting gear is available as an option on all door sizes up to 9'0" wide and 7'0" high and standard for all doors over this size.

Made to last



All doors feature a strong sub-chassis with bracing plates to ensure rigidity of the door panel.



Up and over doors feature simple but effective cable operated latches that are engaged and disengaged with the locking handle.



The internal lock handle.



Canopy gear is spring assisted and provides a simple and effective solution for doors up to 8'0" wide.



The inside face of our canopy doors showing the twin point lock latches and the high quality corrosion protected components.



Retractable doors run on smooth polymer rollers in suspended tracks and are perfect for remote control operation.



All Fort Doors are UKCA/CE marked and comply fully with current safety legislation. Canopy doors feature an anti-drop device in the unlikely event that a lifting cable should fail.



Lock handles

All up and over doors have a black lock handle as standard.

Security is solid and dependable. The attractive black handle sits easily in the hand and is lockable. Strong steel bracing ensures the door is a barrier to forced entry.



Chrome effect handle option



Up and over garage doors



STEEL

Dorridge with windows



Plain




Waterford



Stockton
Cross



Clear



Stippled



Black Mock

Why not let the light in with our glazed doors? Window designs are all supplied with plastic Perspex in clear, stipple or black mock glazing with a choice of plain, Waterford or Stockton Cross designs.

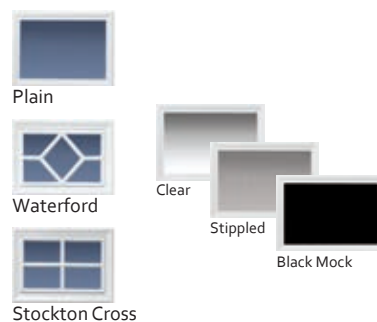
Dorridge



Twelve features give the Dorridge a lovely balanced appearance that is further enhanced with Stockton Cross windows. The Dorridge is also available with Plain and Waterford windows.



Hollington with windows



Window designs are all supplied with plastic Perspex in clear, stipple or black mock glazing with a choice of plain, Waterford or Stockton Cross designs.

Hollington



Colour Options

Aside from the ever popular white, doors are also available in the classic low gloss solid colours shown.



Up and over garage doors



STEEL

Alton



The Alton and Drayton add a relaxed, cottage feel to contemporary or traditional homes.

Drayton Vertical



Drayton Horizontal



Colour Options

Aside from the ever popular white, doors are also available in the classic low gloss solid colours shown.

White RAL9006	Jet Black RAL9005	Anthracite Grey RAL7016	Traffic Grey RAL7042	Window Grey RAL7040	Light Grey RAL7035	Light Blue RAL5012	Signal Blue RAL5005	Steel Blue RAL5011
Mint Green RAL6003	Moss Green RAL6005	Chartwell Green BS381C	Brown RAL8017	Mahogany Brown RAL8016	Clay Brown RAL8003	Ruby Red RAL3003	Ivory RAL1015	

Vertical Standard Rib



Horizontal Standard Rib



Vertical Medium Rib



Horizontal Medium Rib



Vertical Wide Rib



Horizontal Wide Rib



The classic horizontally and vertically ribbed door is brought up to date with a choice of rib profiles. The wider the rib the more contemporary the look.

Up and over garage doors



STEEL

Chester Vertical small rib with windows



Plain




Waterford



Stockton Cross



Clear



Stippled



Black Mock

Window designs are all supplied with plastic Perspex in clear, stipple or black mock glazing with a choice of plain, Waterford or Stockton Cross designs.

Colour Options

Aside from the ever popular white, doors are also available in the classic low gloss solid colours shown.



White
RAL9016



Jet Black
RAL9005



Anthracite Grey
RAL7016



Traffic Grey
RAL7042



Window Grey
RAL7040



Light Grey
RAL7035



Light Blue
RAL5012



Signal Blue
RAL5005



Steel Blue
RAL5011



Fir Green
RAL6009



Moss Green
RAL6005



Chartwell Green
BS 14 C 35



Brown
RAL8017



Mahogany Brown
RAL8016



Clay Brown
RAL8003



Ruby Red
RAL3003



Ivory
RAL1015

Horizontal wide rib with windows



Chester Horizontal medium rib with windows



Chester Vertical medium rib with windows



Vertical wide rib with windows



Chester horizontal small rib with windows



Up and over garage doors




STEEL

Hartshill



Windows are supplied with plastic Perspex in clear, stipple or black mock glazing.



Stippled glazing option.



Black mock glazing option, the inside of the door is shown above.

Colour Options

Aside from the ever popular white, doors are also available in the classic low gloss solid colours shown.

								
White RAL9016	Jet Black RAL9005	Anthracite Grey RAL7016	Traffic Grey RAL7042	Window Grey RAL7040	Light Grey RAL7035	Light Blue RAL5012	Signal Blue RAL5005	Steel Blue RAL5011
								
Fir Green RAL6009	Moss Green RAL6005	Chartwell Green BS 14 C 35	Brown RAL8017	Mahogany Brown RAL8016	Clay Brown RAL8003	Ruby Red RAL3003	Ivory RAL1015	

"Smartpass"

Vertical with "SmartPass"



Smartpass in Anthracite Grey

The Vertical with a "Smartpass" access door built in - for those times when you just don't need to open the whole door - classic style, intelligent design! Available up to 8'0" wide.



The inner face of the Smartpass door.



Up and over garage doors



STEEL

Drayton Horizontal - Golden Oak




Woodgrain effect steel doors provide an attractive alternative to timber and are an excellent match for modern Upvc window finishes, with the same minimal maintenance requirement.

Drayton Vertical - Rosewood




Standard Rib Vertical - Golden Oak




Standard Rib Horizontal - Rosewood



Medium Rib Horizontal - Golden Oak



Medium Rib Vertical - Rosewood



Alton - Golden Oak



Colour Options



Golden Oak



Rosewood

Frames complement the door. Golden Oak frames are finished in Clay Brown (RAL 8003), Rosewood frames are finished in Mahogany Brown (RAL 8016).

Up and over garage doors



STEEL

The choice of colours for steel doors is extensive and all are factory coated to give a durable, lasting finish.

White - RAL9016



Jet Black - RAL9005



Anthracite Grey - RAL7016



Traffic Grey - RAL7042



Window Grey - RAL7040



Light Grey - RAL7035



Light Blue - RAL5012



Signal Blue - RAL5005



Steel Blue - RAL5011





Fir Green - RAL6009



Moss Green - RAL6005



Chartwell Green - BS 14 C 35



Brown - RAL8017



Mahogany Brown - RAL8016



Clay Brown - RAL8003



Ruby Red - RAL3003



Ivory - RAL1015



Side hinged garage doors

STEEL

Traditional side hinged doors are easy to operate and so simple. All our up and over styles are also available in side hinged configurations and also with matching personnel side entrance doors.

Steel Side hinged garage doors are available 50:50 up to 10'0" wide.

2/3:1/3 opening up to 8'0" wide.

Steel bracing gives side hinged doors a robust feel in every day use. The standard configuration shown above uses twin latches on the active leaf and shoot bolts on the inactive leaf. Hold-open stays are available as an option.

Made to last



The internal lock handle.



Side hinged, personnel and smart pass doors employ high grade corrosion protected hinges for smooth operation and elimination of leaf "sag".



All doors feature a strong sub-chassis with bracing plates to ensure rigidity of the door panel.



Standard doors have top and bottom cable operated lock latches to the active leaf and shoot bolts to the inactive leaf for dependable security.



Dorridge with windows



Dorridge



Plain



Waterford



Stockton Cross

Why not let the light in with our glazed doors? Window designs are all supplied with plastic Perspex in clear, stipple or black mock glazing with a choice of plain, Waterford or Stockton Cross designs.



Clear



Stippled



Black Mock



Colour Options

Aside from the ever popular white, doors are also available in the classic low gloss solid colours shown.



White
RAL9016



Jet Black
RAL9005



Anthracite Grey
RAL7016



Traffic Grey
RAL7042



Window Grey
RAL7040



Light Grey
RAL7035



Light Blue
RAL5012



Signal Blue
RAL5005



Steel Blue
RAL5011



Fir Green
RAL6009



Moss Green
RAL6005



Chartwell Green
BS 14 C 35



Brown
RAL8017



Mahogany Brown
RAL8016



Clay Brown
RAL8003



Ruby Red
RAL3003



Ivory
RAL1015

Side hinged garage doors

STEEL

Hollington



Hollington with windows



Chester medium rib horizontal with windows



Plain




Waterford



Stockton Cross



Clear



Stippled



Black Mock

Why not let the light in with our glazed doors? Window designs are all supplied with plastic Perspex in clear, stipple or black mock glazing with a choice of plain, Waterford or Stockton Cross designs.

Colour Options

Aside from the ever popular white, doors are also available in the classic low gloss solid colours shown.



White
RAL9016



Jet Black
RAL9005



Anthracite Grey
RAL7016



Traffic Grey
RAL7042



Window Grey
RAL7040



Light Grey
RAL7035



Light Blue
RAL5012



Signal Blue
RAL5005



Steel Blue
RAL5011



Fir Green
RAL6009



Moss Green
RAL6005



Chartwell Green
BS 14 C 35



Brown
RAL8017



Mahogany Brown
RAL8016



Clay Brown
RAL8003



Ruby Red
RAL3003



Ivory
RAL1015

Horizontal wide rib



Chester small rib horizontal with windows



Chester small rib vertical with windows



Chester medium rib vertical with windows



Vertical wide rib with windows



Side hinged garage doors

STEEL

Westhill Vertical Medium with 1200mm D-Handles



Shown in optional Anthracite Grey

Westhill Horizontal Wide with 1200mm D-Handles



Shown in optional Anthracite Grey

Matching personnel doors share the same quality construction and ease of use.



Aside from the ever popular white, doors are also available in the classic low gloss solid colours shown.

Colour Options

		
White RAL9016	Jet Black RAL9005	Anthracite Grey RAL7016
		
Fir Green RAL6009	Moss Green RAL6005	Chartwell Green BS 14 C 35
		
Light Grey RAL7035	Light Blue RAL5012	Signal Blue RAL5005
		
Steel Blue RAL5011	Ruby Red RAL3003	Ivory RAL1015
		
Traffic Grey RAL7042	Window Grey RAL7040	Clay Brown RAL8003
		
Brown RAL8017	Mahogany Brown RAL8016	

Vertical Small Rib





Hartshill with windows



Stippled glazing



Mock glazing

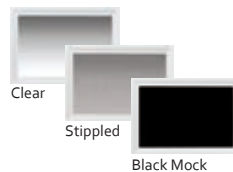


Mock glazing - the inside of the door is shown above.

Alton



Windows are supplied with plastic Perspex in clear, stipple or black mock glazing.



Clear

Stippled

Black Mock

Vertical Medium Rib



Drayton vertical



Side hinged garage doors

STEEL

Horizontal Medium Rib




Horizontal Small Rib



Drayton horizontal



Horizontal Wide Rib shown in Anthracite Grey



Colour Options

Aside from the ever popular white, doors are also available in the classic low gloss solid colours shown.



White
RAL9016



Jet Black
RAL9005



Anthracite Grey
RAL7016



Traffic Grey
RAL7042



Window Grey
RAL7040



Light Grey
RAL7035



Light Blue
RAL5012



Signal Blue
RAL5005



Steel Blue
RAL5011



Fir Green
RAL6009



Moss Green
RAL6005



Chartwell Green
BS 14 C 35



Brown
RAL8017



Mahogany Brown
RAL8016



Clay Brown
RAL8003



Ruby Red
RAL3003



Ivory
RAL1015



Drayton Vertical - Rosewood



Colour Options



Golden Oak*



Rosewood*

Alton Woodgrain



Drayton Horizontal - Golden Oak



Insulated Side Hinged garage doors

STEEL

Fort's range of insulated side hinged garage doors is proudly designed and built at our production facility in Birmingham.

Every detail has been carefully considered and designed to make a stand-out door. We form complete door panels at our factory for perfect looks, proportions and performance, inside and out.


Dual steel skins bonded to a thermal core create 20mm thick insulated panels. Panels are mounted in specially extruded aluminium surrounds and completed with an aluminium frame. All components are precision machined for the ideal combination of high-grade engineering, great performance and stunning good looks.



Chartwell Green



Matching side doors are also available.



Door Stays are included as standard on double leaf doors



U-Value
2.8 w/m²K

At 2.8 (based on a 2250mm x 2040mm door), the Fort insulated door compares favourably to some types of double-glazed windows.



Doors have a very neat, flat inner face, free from joints.



As standard, every door has a robust handle, latch and deadlock with an adjustable keep for precise latching and an internal thumb turn for effortless operation.



Double seals to the door leaf and frame help protect against the weather and limit dust and debris entering your garage.



A gasket between the door leaf frame and insulated panel further helps seal the door against the elements.



The colour matched hinges are adjustable in 3 directions, allowing for easy alignment of the leaves, should it be required.



Concealed shoot bolts at the top and bottom of the inactive leaf hold the door securely in place. The adjustable keeps allow for easy alignment of the leaf position for a precise fit.



Options



For an added level of security, 3-point locking with twin hook locks, is available as an option. (Minimum over-frame height 1600mm)



Stainless steel pull handles are a sleek alternative to the standard lever handle and are supplied with a ball catch and deadlock.



Doors are also available with solid and/or glazed over and side panels - ask for details.

All doors also available 1/3:2/3 split, excluding doors with traditional windows, which are only available with a 50:50 split.

Insulated Side Hinged garage doors

Horizontal Wide Rib



Anthracite Grey

Horizontal Medium Rib with 1200mm pull bars

(1600mm pull bars also available)



Light Grey

Vertical Wide Rib



Light Ivory

Vertical Medium Rib



Gentian Blue

Handle Finish Options

Doors have a Chrome handle as standard, with white and black as a no-cost option. Handles are also available with the additional finish options shown as a cost option:



Black



White



Antique Black



Gold



Satin



Graphite



Bronze



Anthracite Grey



Solid shown with 1200mm pull bars

(1600mm pull bars also available)



Moss Green



The paint finish is a highly-durable powdercoat ripple texture that gives an attractive finish with excellent resilience.

Colour Options

Signal White RAL9003	Traffic White RAL9016	Pure White RAL9010	Signal Grey RAL7004	Dusty Grey RAL7037
Traffic Grey RAL7042	Light Grey RAL7035	Window Grey RAL7040	Basalt Grey RAL7012	Pebble Grey RAL7032
Iron Grey RAL7011	Slate Grey RAL7015	Graphite Grey RAL7024	Anthracite Grey RAL7016	Agate Grey RAL7038
Black Grey RAL7021	Jet Black RAL9005	Steel Blue RAL5011	Cobalt Blue RAL5013	Sky Blue RAL5015
Gentian Blue RAL5010	Signal Blue RAL5005	Light Blue RAL5012	Moss Green RAL6005	Fir Green RAL6009
Chartwell Green BS 14 C 35	Ruby Red RAL3003	Traffic Red RAL3020	Chocolate Brown RAL8017	Clay Brown RAL8003
Mahogany Brown RAL8016	Light Ivory RAL1015	Cream RAL9001	Traffic Yellow RAL1023	

Traditional Glazing



Chartwell Green

All styles are available with a traditional-style double glazed top section with colour matched inserts in stippled or clear glazing. Traditional glazing is only available on 50:50 split doors.



Up and over garage doors


COMPOSITE GLOSS

Composite garage doors are low maintenance.

Composite is an incredibly strong, dent resistant modern laminate with a better strength to weight ratio than steel. The door face is devoid of joints, seams, rivets or fastenings to detract from its good looks.

All doors are supplied fully finished, won't warp, shrink or rust and are virtually maintenance free. Doors are available in white gloss and woodgrain styles.

Richmond




Richmond with stippled square leading window option.

Optional Pre-Fitted Frames

All doors are available with the option of a pre-fitted steel frame* that provides simple installation and a stable platform for door operation.

*Double doors are supplied with frames as a knock-down kit.

Frames have an exterior powder coating available in white, brown or black. Please specify the colour required when ordering. Woodgrain doors are also available with a flat coloured frame that tones-in with the woodgrain shade of the door.




White

Black

Brown

Window Options



Stippled

Clear

Plain Black Mock Windows

Border Leading

Diamond Leading

Square Leading

Richmond and Cobham (page 31) doors are available with windows in mock black, stippled and clear with the option of border, diamond or square leading. Betchworth (page 31) and Weybridge doors are available with windows in mock black, stippled or clear. Lingfield doors (page 30) are available with windows in stippled and clear with the option of border, diamond or square leading.





Gloss doors are just that! The high gloss finish just requires an occasional wipe over to keep it in pristine condition.

Colour Options

Standard Gloss Colours



White



Magnolia

Gloss doors are available in white and magnolia. Finishes are minimal maintenance and require just a wipe over with a damp cloth to keep clean.



Weybridge



Weybridge shown with mock window option.



Weybridge shown with stippled window option detail.



Up and over garage doors

COMPOSITE WOODGRAIN

Woodside




Verwood



Kingston



Lingfield



Sunbury



Colour Options

Standard Woodgrain Colours



White



Magnolia



Bleached Oak



Dark Oak



Honey Beech



Teak



Red Mahogany



Light Oak



Dark Mahogany



Rosewood



Ebony



Golden Brown



Irish Oak

Solid Woodgrain Colours



Blue



Green



Red



Anthracite Grey

Woodgrain doors are available in a selection of woodtones. Finishes are minimal maintenance and require just a wipe over with a damp cloth to keep clean.

Cobham



Cobham with stippled window option.


Brockham



Ashtead



Betchworth



Side Hinged garage doors

COMPOSITE
WOODGRAIN

Richmond



Colour Options


Standard Gloss Colours




White




Magnolia



Window Options



Stippled



Clear



Plain Black Mock Windows



Border Leading



Diamond Leading



Square Leading

Richmond and Cobham (page 33) doors are available with windows in mock black, stippled and clear with the option of border, diamond or square leading.


Pre-Fitted Frames

All doors are supplied with a pre-fitted steel frame that provides simple installation and a stable platform for door operation.


Frames have an exterior powder coating available in white, black or brown. Please specify the colour required when ordering.



White



Black



Brown



Cobham



Betchworth



Verwood (also available 1/3 2/3 split)



Kingston



Colour Options

Standard Woodgrain Colours



White



Magnolia



Bleached Oak



Dark Oak



Honey Beech



Teak



Red Mahogany



Light Oak



Dark Mahogany



Rosewood



Ebony



Golden Brown



Irish Oak

Solid Woodgrain Colours



Blue



Green



Red



Anthracite Grey

Woodgrain doors are available in a selection of woodtones. Finishes are minimal maintenance and require just a wipe over with a damp cloth to keep clean.



Sectional garage doors

INSULATED PANELS

Sectional garage doors are made from strong, 40mm thick, insulated panels. The insulation reduces heat and sound transmission and the bottom compression seal, side and top seals help keep out draughts, making your garage a more pleasant space .

Fort Sectional doors open vertically with no out-swing, great if you have a short driveway.

Available in L-Ribbed and M-Ribbed designs in a great range of colours, the Fort Sectional garage door is ideal for automation, making it the complete package!



All-round weather seals.



Side extension springs assist the lifting of the door on smooth-running rollers into the overhead tracks.

Colour Options



Traffic Grey
RAL7042



Window Grey
RAL7040



Light Grey
RAL7035



Agate Grey
RAL 7024



Graphite Grey
RAL 7024



Chartwell Green
BS 14 C 35



Mahogany Brown
RAL8016



Steel Blue
RAL5011



Ivory
RAL1015

Doors are also available in the classic low gloss solid colours shown.

M-Rib doors are also available in Golden Oak



Golden oak

Or any RAL colour!



L-Ribbed Panel Design



Standard Colours



White
RAL9016



Jet Black
RAL9005



Anthracite Grey
RAL7016

M-Ribbed Panel Design



Standard Colours



White
RAL9016



Anthracite Grey
RAL7016

Product Guarantees

In the unlikely event of a warranty claim, please contact your dealer that installed your garage door and supply them details of the serial number on the side or back of the garage door.

Your dealer will supply further details of the claim along with proof of purchase to the warranty department at Fort Doors.

Warranty period

A warranty covering the safe and reliable operation of the Fort Doors garage door for a period of 10 years from the date of purchase is given to the original purchaser, this warranty is for help and advice on the safety and reliability of the product and identifying parts and consumables in the event of a failure.

Product Guarantee

The standard guarantee of 2 years is given to the holder of the product that covers all parts and the panel providing the serial number is readable, intact and in place. Factory applied paint finishes have 2 years on steel doors that have standard colours applied, special non-standard colours are excluded.

The product is given a 2-year warranty for the following item – springs; tracks; rollers; hinges and locking for normal use whereby normal use consists of no more than 5 operations (open/close) per day. We recommend the product is inspected and serviced annually by a competent engineer from the garage door industry, the warranty for parts replaced by an engineer or for supply only is 6 months or for the remainder of the warranty period. All cables are excluded from the warranty given.

If warranty work is carried out the product guarantee does not extend past the anniversary of installation / supply date.

Requirements

Warranties are valid in the UK only for European countries contact your dealer.

The product must have been purchased through one of our authorised partners and a serial number and receipt of purchase provided.

The warranty only covers damage to the garage door in the unlikely event of a failure, no surrounding items are covered.

Performance

During the warranty period we will rectify defects to the Fort product that can be proved to be material or manufacturing faults. At our discretion we will either exchange; repair or reduce the price. We will not accept any costs for dismantling; installation or delivery.

Warranty exclusions.

Doors must be inspected on delivery and are only to be signed for once you are satisfied with the condition, please do not accept any item you are not satisfied with. You have 3 days from receipt of the item to inform us of any issues. By installing the garage door, the customer acknowledges and accepts the condition of the door as it stands post-delivery, no claim for damage will be accepted once the item has been installed.

Improper transport; fitting and adjustment.

Repairs by non-qualified or non-competent individuals.

External influences such as fire, water, alkaline solutions, acid, bird droppings or abnormal atmospheric pollution.

The use of non-Fort Doors parts without the approval of the manufacturer.

Damage caused in general use after delivery.

All cables have a limited warranty of 2 years for parts only, cables should be checked regularly and adjusted by a recognised installer, a list of service engineers is available from the Fort customer service department. Failure to inspect, adjust or replace damaged cables early can cause a terminal failure of the product and prevent entry into the garage.

Painted doors give an outstanding finish compared to hand painted doors however they can be scratched or chipped by everyday use, refer to the internal label for care and maintenance of your door, The paint finish is cosmetic and the front panel should be uniform when viewed from 3 meters distance, we offer a 2 year warranty against paint failure, minor blemishes in the finish are inevitable. The rear of the door will not enjoy such a uniform finish by its nature and will have a different level of coating due to the manufacturing process however this does not affect the performance of the product and all doors are supplied galvanized and Painted or galvanized only giving outstanding external use.

Doors fitted within 250m of the coast line (where the beach ends and the land begins) and inland estuary are exempt from the paint finish warranty and we recommend a GRP Composite material.

Additional information.

It is a fundamental condition of this guarantee that the product has been installed, maintained, cleaned and serviced correctly and is used solely for which it was designed.

Incorrect installation, maintenance and service will invalidate the warranty.

The door must be kept in a clean condition and free from impact damage, any areas of paint damage must be dressed with touch up paint as soon as possible.

Presented by:

January 2024



Fort Doors, Unit 19, The Fort Industrial Park,
Dunlop Way, Birmingham B35 7AR

Tel: 0121 749 3699

Fax: 0121 748 2677

e-mail: sales@fortdoors.co.uk

web: fortdoors.co.uk

Fort Doors reserves the right to alter specifications to design and manufacture without notification. All specifications are correct at time of publication, errors and omissions excepted. Colour samples are, due to the print process, intended as a guide only, please request a sample if unsure.